



3-DAY SALE EVENT

**HUGE SHIPYARD CLOSED – COMPLETE LIQUIDATION
OVER 90 YEAR ACCUMULATION OF SHIPYARD MACHINERY EQUIPMENT,
MATERIAL HANDLING & SPARE PARTS**



PACIFIC 40' X 1,200 T. TANDEM HYDRAULIC PRESS BRAKE



LEBLOND 40" X 40' ENGINE LATHE



(1 OF 3) HUGE
ASSEMBLY
BUILDINGS



(9) DIESEL
LOCOMOTIVE
CRANES

*Read Partial Terms and
Conditions on Back
Page of Brochure*

LINCOLN DC-600
WELDING
MACHINES



ASSORTED
WELDING WIRE
AND SHOP
SUPPLIES



Combination Sealed Bid Sale and Live On-Site Auction Sale at

INLAND MARINE EQUIPMENT LLC

1030 EAST MARKET STREET

JEFFERSONVILLE, INDIANA 47130

(See Directions on Back Page)

**DAY
ONE**

**TUESDAY, SEPTEMBER 17:
SEALED BID OPENING AT 3:00 P.M.**

**DAY
TWO**

**WEDNESDAY, SEPTEMBER 18:
LIVE AUCTION STARTS AT 9:00 A.M.**

**DAY
THREE**

**THURSDAY, SEPTEMBER 19:
LIVE AUCTION STARTS AT 9:00 A.M.**

**On-Site Bidding in Jeffersonville, Indiana
or Bid Via Webcast at BidSpotter.com**

INSPECTION: Monday, September 16 & Tuesday,
September 17, 9:00 A.M. to 4:00 P.M.

**BUYER'S
PREMIUM:
15% ON-SITE
18% WEBCAST**

Sale Conducted By:

PLANT & MACHINERY INC.

AUCTIONEERS • APPRAISERS • LIQUIDATORS • REAL ESTATE

Ron Moore IN Lic. #AU9100194 • PMI Lic. #AC30100003

HOUSTON • DALLAS • ST. LOUIS

Headquarters:

**1304 Langham Creek Drive, Suite 454
Houston, Texas 77084**

PHONE: (713) 691-4401

FAX: (713) 672-7905

**E-MAIL: pmi@pmi-auction.com
WEBSITE: www.pmi-auction.com**



(1 OF 3) HUGE ASSEMBLY BUILDINGS – LOT 6



BARGE ASSEMBLY BUILDING – LOT 1



STRUCTURAL FAB BUILDING – LOT 5

**TUESDAY, SEPTEMBER 17:
SEALED BID OPENING AT 3:00 P.M.**

SEALED BID FORM

To request the required sealed bid form that must be used when submitting bids, call PMI at (713) 691-4401 or email marthaj@pmi-auction.com

SEALED BID ITEMS

LOT 1 – BARGE ASSEMBLY BUILDING: USA STRUCTURES: 58'W. X 222'L. X 46'H. CLEAR SPAN, (new 2006), 12,876 sq. ft., arranged for overhead bridge cranes, open ends, fully insulated, ventilation, lighting and electricals, metal roof, 11' wide full-length mezzanine set on each side at 16'-7" ht., 34'-3" to top of crane beam, various man doors and side roll-up doors.

LOT 2 – BARGE PAINT BUILDING: USA STRUCTURES: 58'W. X 222'L. X 46'H. CLEAR SPAN, (new 2006), 12,876 sq. ft., used as a paint building, columns arranged for cranes, (2) full width/ht. roll-up metal doors, fully insulated, ventilation, lighting and electricals, metal roof, 11' wide full-length mezzanine set on each side at 16'-7" ht., 34'-3" to top of crane beam, various man doors and side roll-up doors.

LOT 3 – RAIL MOUNTED FABRIC BUILDING: BIG TOP STRUCTURES: 70'W. X 308'L. X 51'H., CLEAR SPAN, (new 2015), 21,560 sq. ft., 37' side wall ht., 30" heavy-wall galvanized steel-chord trusses, 18 oz. translucent flame-retardant fabric cover, (56) wheels and keepers for structure movement on rails, fully insulated.

LOT 4 – RAIL MOUNTED FABRIC BUILDING: BIG TOP STRUCTURES: 70'W. X 308'L. X 51'H., CLEAR SPAN, (new 2015), 21,560 sq. ft., 37' side wall ht., 30" heavy-wall galvanized steel-chord trusses, 18 oz. translucent flame-retardant fabric cover, (56) wheels and keepers for structure movement on rails, fully insulated (Note: only 3/4 of this building was ever assembled. The remaining unused components are offered with the building).



BARGE PAINT BUILDING – LOT 2



INTERIOR VIEW OF STRUCTURAL FAB BUILDING – LOT 5

**DAY #1:
SEALED
BID
SALE**



BIG TOP STRUCTURES ROLLING FABRIC BUILDING – LOT 3



BIG TOP STRUCTURES ROLLING FABRIC BUILDINGS – LOT 4



SUB-STATION COMPONENTS – LOT 9

DAY #1: SEALED BID SALE

**TUESDAY, SEPTEMBER 17:
SEALED BID OPENING AT 3:00 P.M.**

SEALED BID FORM

To request the required sealed bid form that must be used when submitting bids, call PMI at (713) 691-4401 or email marthaj@pmi-auction.com

LOT 5 – STRUCTURAL STEEL SHOP BUILDING: 55' x 10"W., 354'-5"L., 28'-7" eave ht., integrated crane rail, approx. 20' crane rail ht., 480 v., 3-phase electrical pwr., metal halide lighting, (4) wall mtd. 1 T. cap. jib cranes.

LOT 6 – ASSEMBLY BUILDING: Heavy fabricated steel high bay building, approx. 100' outdoor integrated crane runway, 100 T. cap. crane, approx. 332'L. x 113'W., approx. 50' ht. to crane rail, approx. 70' eave ht., heavy 3-phase electrical pwr., metal halide lighting, independent steel crane runway.

LOT 7 – ORIGINAL PLATE SHOP BUILDING: 73'W. x approx. 525'L.

LOT 8 – PLATE SHOP ANNEX BUILDING: 81'W. x 312'L., approx. 35' eave ht., 20' to top of crane rail, 3-phase pwr. independent crane rail structure, constructed approx. 1981.

LOT 9 – POWER SUB-STATIONS: (24) heavy pwr. sub-stations located throughout the yard, consisting of transformers, switchgear and other components.

LOT 10 – BURIED CABLES IN CONDUITS: Over 50,000' of 500 MCM copper cables located throughout the yard.

LOT 11 – COPPER BUSS BARS FOR PORTAL CRANES: approx. 6,000' of #0000 round copper buss bar located in troughs next to each traveling portal crane.

LOT 12 – REVOLVING PORTAL CRANE: CLYDE MDL. 24-E-140-10: 109,000-lb. rated cap. @ 40' radius, 140' boom length, 15' fly jib, self-propelled, 480 v. electric operation, 25' rail gauge, approx. 30' under traveling frame, S/N CW-3816, new 1960 extensive reconditioning 2014, crane #23.

LOT 13 – REVOLVING PORTAL CRANE: CLYDE MDL. 24-E-140-10: 109,000-lb. rated cap. @ 40' radius, 140' boom length, 15' fly jib, self-propelled, 480 v. electric operation, 25' rail gauge, approx. 30' under traveling frame, S/N CW-3821, new 1961, crane #1.

LOT 14 – REVOLVING PORTAL CRANE: CLYDE MDL. 20-DE-125-20: 109,000-lb. rated cap. @ 40' radius, 125' boom length, 15' fly jib, self-propelled, 480 v. electric operation, 25' rail gauge, approx. 30' under traveling frame. S/N CW-3964, new 1971, crane #95.

LOT 15 – REVOLVING PORTAL CRANE: AMERICAN MDL. 203: 120,000-lb. cap., 140' boom length, 6' fly jib, self-propelled, 408 v. electric operation, 25' rail gauge, approx. 30' under traveling frame, S/N R1119, new 1970, extensive reconditioning 2014, crane #80.

LOT 16 – REVOLVING PORTAL CRANE: AMERICAN MDL. R-20: 58,000-lb. cap., 140' boom length, 6' fly jib, self-propelled, 408 v. electric operation, 25' rail gauge, approx. 30' under traveling frame, S/N 2694, crane #80.



VIEW OF PORTAL CRANES



VIEW OF PORTAL CRANES




CRANEWAY BUS BAR – LOT 11



SUB-STATION COMPONENTS – LOT 9



SUB-STATION COMPONENTS – LOT 9



50,000' OF 500 MCM CABLE – LOT 10

3-DAY SALE EVENT

**LIVE AUCTION
DAY # 1**

**WEDNESDAY, SEPTEMBER 18:
LIVE AUCTION STARTS AT 9:00 A.M.**

INSPECTION:
Monday, September 16
& Tuesday, September 17,
9:00 A.M. to 4:00 P.M.



PACIFIC 40' X 1,200 T. TANDEM HYDRAULIC TANDEM PRESS BRAKE



BERTSCH 12' X 1-1/4" CAP. INITIAL PINCH PLATE BENDING ROLL

TANDEM HYDRAULIC PRESSBRAKE

PACIFIC 1,200 T. X 40' CAP., consisting of: (2) Pacific Mdl. K600-20T, 20' x 600 T. cap. in tandem, S/N 5193, S/N 5194, Cybele MODEVA 10S CNC control (retrofitted in 2006), 45" throat depth, currently eqpd. w/40' build-up radius die and punch unit, operator's pulpits, (2) integrated 1 T. x 20' reach free standing pedestal jib cranes, H.D. roller stands.

CNC PLASMA CUTTING MACHINES

ESAB STEALTH MDL. 5000-24, Hypertherm Voyager CNC control, 24' max. cutting width, (3) plasma/oxy. fuel cutting heads, auto. torch ht. controls, (3) Hypertherm HPR260XD high definition plasma pwr. supplies w/Power Pierce Technology, (2) 46' x 24' Universal Torch and Equipment down draft cutting tbls. mtd. in tandem, 100' approx. bridge travel, Farr Gold Series 6-compartment cartridge style dust collector, S/N 96-2070-3901.

KOIKE ARONSON MDL. YGM-5000 "VERSAGRAPH", new 2006, Hypertherm Voyager CNC control, 196.8" max. cutting width, 40' max. cutting length, Universal Torch and Equipment downdraft cutting tbl., (2) Hypertherm HPR260XD plasma pwr. supplies w/Power Pierce Technology, Torit Mdl. DF03-12 12-cartridge dust collector, 15 HP motor, S/N 41837.

KOIKE 5' X 10' MDL. MM1500, Koike CNC control, Hypertherm Powermax 1650 pwr. supply and downdraft tbl. w/draft fan, S/N 191464.

INITIAL PINCH PLATE BENDING ROLL

BERTSCH 12' X 1-1/4" CAP. @ 30,000 PSI YIELD, 25.5" min. dia., 12'-2" treads, 19-1/2" dia. 1045 steel upper and lower rolls, 6" opening, pwr. adj. pinch roll, 2-speed hyd. rear roll adj., double motor drive, hyd. drop end, operator's pulpit, S/N M10305.

PLASMA CUTTING SPARE PARTS

HUGE ASSORTMENT OF REPAIR PARTS AND ACCESSORIES FOR PLASMA CUTTING SYSTEMS, incl.: nozzle parts, new Hypertherm HPR260 pwr. supply, dust collector filter cartridges, new plasma control boxes, new gas control system and others.



ESAB/HYPERTHERM CNC PLASMA CUTTING MACHINE



KOIKE ARONSON CNC PLASMA CUTTING MACHINE



**DUST COLLECTOR FOR ESAB/
HYPERTHERM PLASMA**



**CLOSE UP OF ESAB/HYPERTHERM CNC PLASMA
CUTTING MACHINE**



PLATE BLAST MACHINE



PLATE BLAST EXIT CONVEYOR

**HUGE SCRAP
OPPORTUNITY!
DON'T MISS
THIS SALE!**

LIVE AUCTION DAY #1

INSPECTION: Monday, September 16
& Tuesday, September 17,
9:00 A.M. to 4:00 P.M.



PLATE BLAST PAINT SYSTEM



VIA-NOVA PLATE HANDLING SYSTEM



VIA-NOVA PLATE TRANSFER CONVEYOR



VIA-NOVA PLATE TRANSFER CONVEYOR



VIA-NOVA SELF-PROPELLED PLATE CONVEYOR



VIA-NOVA PLATE TRANSFER CONVEYOR

WEDNESDAY, SEPTEMBER 18: LIVE AUCTION STARTS AT 9:00 A.M.

PLATE & STRUCTURAL STEEL CONVEYOR SYSTEMS

VIA-NOVA PLATE/STRUCTURAL DELIVERY SYSTEM, designed for automatic delivery and cross transfer of 40'L. x 10'W. steel plates, 40'L. track mtd. linear transport car w/integrated magnetic plate handler, 40'L. track mtd. transverse motion car, 40'L. structural feed system w/magazine rack.

POWERED ROLLER BED PLATE TRANSFER CAR, 12' pwr'd. roller width, 50' car length, heavy gear motor drive, operator's pulpit, electric festoon for 250' travel.

(2) VIA-NOVA TRANSVERSE TRAVELING POWER ROLLER PLATE TRANSPORT CARS, 10'W. rollers, 50' ttl. length, 480 v. operation.

VIA-NOVA COLLOCATOR SELF-PROPELLED PLATE TRANSPORT CART, 12'W. rolls, 50' overall length, pwr'd. by Cummins diesel generator unit, 3-phase/480 v. and single phase/120 v. output, 75 KVA, 60 kW (*Note: Generator offered separately).

PLATE BLAST & PAINT SYSTEMS

CONSISTING OF: 10'W. pwr. roller infeed conveyor, gas fired 10'W. steam washer w/digital temp. controls, gas fired recirculating dry off oven w/Panelview controls, Maxon gas valves and blower, Pangborn 6-wheel plate blaster, 30 HP belt driven wheels, MagnaValve shot controls, upper and lower reciprocating water based airless paint system, paint mixing room w/(2) Graco airless paint units and (2) paint mixing tubs, explosion proof controls, gas fired curing oven, roller bed, 60' exit roller conveyor, Torit 24-cell cartridge style dust collector w/30 HP draft fan, (*This unit will be offered as a system with a large quantity of related spare parts. This system was originally installed in 1981 and has been continually updated and refined until the facility's closure in 2018).

CONSISTING OF: H.D. 10'W. pwr. roller infeed conveyor, BI Industries high pressure wash and plate dry off unit, new 2001, wheelabrator, (6) 30 HP direct drive wheels, MagnaValve shot flow controllers, , upper and lower reciprocating water based airless paint system, paint mixing room w/(2) Graco airless paint units and (2) paint mixing tubs, explosion proof controls, Binks gas fired curing oven, roller bed, 60' exit roller conveyor, Panelview controls (*Note: This system was installed originally 1968 and has been continually updated until the facility's closure 2018).



PACIFIC 10' X 5/8" HYDRAULIC PLATE SHEAR



LEBLOND 36" X 30' ENGINE LATHE



**LINCOLN VRTEX-360
WELD SIMULATOR**

LIVE AUCTION DAY #1

**WEDNESDAY,
SEPTEMBER 18:
LIVE AUCTION
STARTS AT
9:00 A.M.**



CUSTOM WELD OVERLAY LATHE



MAZAK 21" X 80" ENGINE LATHE

HYDRAULIC PLATE SHEAR

PACIFIC 10' X 5/8" MDL. 625R10, front operated pwr. backgauge, variable blade clearance, 10' R.H. squaring arm, H.D. roller infeed tbls., S/N S11034.

MISCELLANEOUS WELDING EQUIPMENT

LINCOLN VRTEX MDL. 360 VIRTUAL WELDING SIMULATOR, new 2012, S/N U8120500035.

LINCOLN TYPE SP52 WELD FUME VACUUM SYSTEM, 75 HP motor, type TU-80A, cyclone collector, S/N 2977-96.

WATTS SPECIALTIES PIPE CUT-OFF MACHINE, 12" variable spd. chuck, adj. oxy. fuel torch and fabricated stand.

ACORN PLATEN WELDING TABLES

(44) 48" sq. Acorn welding platens currently mtd. in single fabricated frame arrangement (**Note: to be offered by the piece*).

RADIAL ARM DRILL

REPUBLIC 8' X 21-5/8" MDL. RL2775, new 2008, 109" reach, 21-5/8" column dia., #6MT, spds.: 16-1,250 RPM, 10 HP, plain and tilting box tbls., pwr. elevation, tapping, S/N N.A.



(44) ACORN 48" WELDING TABLES



8' X 21-5/8" REPUBLIC RADIAL ARM DRILL



LAGUN VERTICAL TURRET MILL

INSPECTION: Monday, September 16

& Tuesday, September 17, 9:00 A.M. to 4:00 P.M.



LEBLOND 40" X 40' ENGINE LATHE



LEBLOND 30" X 120' ENGINE LATHE

ENGINE LATHES

LEBLOND 40" X 40' MDL. 3220-28 HEAVY DUTY, 40" sw. over bed, 28" sw. over crossslide, approx. 40' dist. btwn. centers, 2-1/16" spdl. hole, spds.: 10-1,300 RPM, 40 HP motor, hardened and ground bedways, 24" dia. 4-jaw chuck, (2) carriages, taper attach. on rear carriage, (4) H.D. roller steadyrests, 13" dia. rotating steadyrest w/4-pt. jaw, pwr. rapid traverse, S/N 3NFL-1345.

LEBLOND 36" X 38', (2) carriages, taper attach. on rear carriage, (2) H.D. steadyrests, 18" dia. rotating boring rest, spds.: 4-255 RPM, 25 HP motor, 2-1/2" spdl. hole, S/N NK-51.

LEBLOND 30" X 120", spds.: 6.5-400 RPM, taper attach., H.D. steadyrest, 28" dia. 4-jaw chuck, 2-1/4" spdl. hole, S/N NI548.

VDF 30" X 120", taper attach., spds.: 16-710 RPM, 5-1/8" spdl. hole, steadyrest, S/N N.A.

MAZAK 21" X 80", spds.: 25-1,500 RPM, 3.15" spdl. hole, inch/metric thdng., steadyrest, 3-jaw and 4-jaw chucks faceplate, S/N 18290.

LEBLOND REGAL 15" X 50", 1-7/8" spdl. hole, hardened and ground ways, spds.: 45-1,800 RPM, servo shift headstock, taper attach., 6-jaw chuck, S/N 9C-322.

LEBLOND REGAL 13" X 40", taper attach., steadyrest, followrest, spds.: 37-750 RPM, S/N B11224.

WELD OVERLAY LATHE

CUSTOM, 50" sw. over bed, 26' dist. btwn. centers, H.D. cast iron lathe bed design, variable spd./slow spd. motor drive, 32" dia. 4-jaw chuck, tailstock carriage, 18" dia. 4-pt. rotating boring rest, 18'L. welding beam w/variable spd. carriage and Lincoln NA3N sub-arc weld controls, pendant control.

INSPECTION: Monday, September 16 & Tuesday, September 17, 9:00 A.M. to 4:00 P.M.

PORTABLE MACHINING UNITS

CLIMAX MDL. B-4000 PORTABLE BORING MACHINE, new 2001, pwr. drive pendant control, large qty. of accessories, S/N N.A.

CLIMAX MDL. KM3000 KEYWAY MILL, pendant control, accessories, S/N 08014894-08.

TABLE TYPE HORIZONTAL BORING MILL

LUCAS MDL. 454, 4" spdl. dia., 40" x 72" tbl., 60" cross travel, approx. 60" long. travel, 48" vert. travel, outboard suppt., bed mtd. tbl. extension, S/N 42-35-2.

MILLING MACHINES

LAGUN MDL. FTV-3L VERTICAL TURRET, 11" x 58" tbl., hardened and ground ways, 2-axis D.R.O., variable spd. head, long. pwr. feed, S/N N.A..

CINCINNATI MDL. 5HP HORIZONTAL, swivel vert. attach., 21" x 83" tbl., S/N N.A.

PRECISION INSTRUMENTS

INTERCHANGEABLE ANVIL MICROMETER SETS from 24" down to 6"; **INDIVIDUAL MICROMETERS; END MEASURING RODS; VERNIER CALIPERS** up to 40".



LEBLOND REGAL 15" X 50" ENGINE LATHE

LIVE AUCTION DAY #1



CLIMAX B-4000 PORTABLE BORING MACHINE



CLIMAX KEYMILL



PRECISION INSTRUMENTS

WEDNESDAY, SEPTEMBER 18: LIVE AUCTION STARTS AT 9:00 A.M.



HYDRAULIC PROPELLER REPAIR PRESS



ASSORTED RAW MATERIALS



PLASMA REPAIR PARTS



PORTABLE STEEL SHELTER



DELTA TABLE SAW



**DELTA
BANDSAW**



TEMPLATE CUTTER AND PLATE ENGRAVER



GARDNER DENVER AIR COMPRESSOR



FINISH GRADE PLYWOOD



ASSORTED ELECTRICAL TEST EQUIPMENT

PROPELLER REPAIR EQUIPMENT

HYDRAULIC PROPELLER STRAIGHTENING AND BENDING PRESS, approx. 200 T. cap., center mtd. shaft w/adj. blade bending arbor, propeller balance stand, weld overlay grinder, large qty. of accessories for towboat propeller repair.

MISCELLANEOUS MACHINERY

DOALL 26", VERTICAL BANDSAW **28"** sq. tilting tbl., blade welder and grinder, S/N 26461721, **NIAGARA 36"** FOOT SHEAR; **ECONOLINE** GLOVE BOX BLAST CABINET; **HAMMOND** DOUBLE END CARBIDE GRINDER; **FLEXIBLE** SHAFT GRINDER; **DELTA 15"** BENCH TOP DRILL PRESS; **DELTA 15"** PEDESTAL DRILL PRESS w/pwr. feed; **ROCKWELL 15"** BENCH MOUNTED DRILL PRESS; **DELTA** COMBINATION **6"** BELT AND **12"** DISC SANDER; LAPPING PLATE.

PATTERN SHOP EQUIPMENT

DELTA TILTING ARBOR TBL. SAW w/rip fence; **DELTA 6"** JOINTER; **OLIVER 12"** JOINTER; **DELTA 20"** VERTICAL BANDSAW; **16"** TILTING TBL. DISC SANDER; **PREIS 2D** PANTOGRAPH; **ROLAND MDL. EGX-300** DESK TOP ENGRAVER; **IDEAL** COMPUTER CONTROLLED STENCIL MAKER.

RAW MATERIAL

HEAVY WALL TUBING; **ROUND** TUBING; **RECTANGULAR** TUBING; **SQUARE** TUBING; **COLD ROLLED** BARSTOCK; **ALUMINUM** ANGLES; **ALUMINUM** PIPING; **ALUMINUM** FLATS; **STEEL** FLATS; **STEEL I-BEAM**; APPROX. (30) **3/8"** FURNITURE GRADE PLYWOOD.

ROTARY SCREW AIR COMPRESSOR

GARDNER DENVER ELECTRA-SAVER II MDL. EBE99N, new 2007, 30 HP motor, mounted to 90 gal. horiz. tank, S/N 252258.

DESICCANT AIR DRYERS

AIRCEL MDL. AHLD-150E, new 2015, 150 SCFM, S/N HWD-1442SXA.

NORTEC MDL. DDC15, new 2009, S/N N.A.

PORTABLE PREFABRICATED METAL BUILDINGS

(5) **24'W. X 30'L.**, 10' center ht., corrugated paneling, plexiglass windows.



3-DAY SALE EVENT

**LIVE AUCTION
DAY # 1**

**WEDNESDAY, SEPTEMBER 18:
LIVE AUCTION STARTS AT 9:00 A.M.**

INSPECTION:
Monday, September 16
& Tuesday, September 17,
9:00 A.M. to 4:00 P.M.



MAGNETIC BASE DRILLS



ASSORTED HAND AND POWER TOOLS




ROLLER DRAWER CABINETS



PRECISION MACHINE ACCESSORIES

MACHINE SHOP EQUIPMENT & TOOLS

TAPER SHANK DRILLS up to 3" dia.; SPADE DRILLS; VISES; BELT GRINDER; LATHE TOOLS; REAMERS; COUNTERBORES; HAND DIES; KEYWAY BROACHES AND BUSHINGS; ADAPTER SLEEVES; ABRASIVES; CUT-OFF WHEELS; GRINDING WHEELS; POLISHING WHEELS; BANDSAW BLADES; ASSORTED FASTENERS; DUMORE TOOLPOST GRINDER; ROTARY TBLs. up to 24" dia.; ANGLE PLATES; SHAPER VISES; L&W 8" INDEXER w/tailstock; BORING BARS; 3-JAW AND 4-JAW CHUCKS; HEAVY DUTY V-BLOCKS w/clamps; LINE BORING BARS; 24" X 24" DRILLED AND TAPPED SINE PLATE; ASSORTED FIXTURE EQUIPMENT; BOX TBL.; ROLLER STANDS; (5) ASSORTED PEDESTAL GRINDERS.



OFFICE FURNITURE & EQUIPMENT

HUGE QTY. OF HIGH-QUALITY OFFICE FURNITURE INCL.: WOODEN EXECUTIVE AND SECRETARIAL DESKS; CREDENZAS; FILE CABINETS; SELECTION OF CONFERENCE TBLs.; SIDE CHAIRS; EXECUTIVE SWIVEL CHAIRS; FILE CABINETS; SEVERAL COMPLETE CONFERENCE ROOMS; NOVA SHRED HIGH CAPACITY DOCUMENT SHREDDER; MODULAR CUBICLE STYLE OFFICE FURNISHINGS; LARGE QTY. OF FOLDING TBLs. AND CHAIRS, (HUNDREDS OF ITEMS IN THIS OFFERING).


COMPLETE MEDICAL SERVICES FACILITY

INCLUDING: Examination tbl.; assorted first aid supplies; etc..





PROGRESSIVE 10 T. BRIDGE CRANE



CRANE AMERICA 10 T. BRIDGE CRANE



SHEPARD NILES 10 T. BRIDGE CRANE



P&H 15 T. BRIDGE CRANE



2 T. JIB CRANE

**DON'T
MISS
THIS
SALE!**



CRANE REPAIR PARTS



ASSORTED WIRE ROPE

OVERHEAD BRIDGE CRANES

P&H 15 T. X APPROX. 75'-6" SPAN, top running, double box girder, radio controlled, AC pwr., center drive, S/N CF-29844.

(2) CRANE AMERICA SERVICES 10 T. X APPROX. 54' SPAN, top running, double girder, radio control, AC pwr., double end drive, operator's catwalk, Shaw Box hoist and trolley, S/N 53435C-2, S/N 53435C-1.

CRANE AMERICA SERVICES 10 T. X 50' SPAN, top running, double box girder, double end drive, Demag hoist and trolley, radio control, S/N 9881SC.

SHEPARD NILES 10 T. X 51' SPAN, top running, double girder, pendant/radio control, (2) Demag 5 T. wire rope hoists on common trolley, S/N 62587.

P&H 10 T. X APPROX. 73' SPAN, top running, double girder, cab control, center drive, AC pwr., S/N N.A..

PROGRESSIVE 10 T. X APPROX. 73' SPAN, new ????, top running, box girder, cab/pendant/radio control, Integrated Machinery Solutions hoist and trolley, S/N S206529.

PROGRESSIVE 5 T. X APPROX. 29' SPAN, top running, single girder, pendant/radio control, Shaw Box unitized hoist, S/N S205316.

P&H 5 T. X 29' SPAN, single girder, top running, radio control, center drive, S/N N.A.

JIB CRANE

2 T. X 31' REACH, approx. 12' ht. under rail, CM 2 T. electric chain hoist.

CRANE AMERICA SERVICES 2 T. X APPROX. 30' SPAN, underhung, single girder, Shaw Box unitized hoist and trolley, pendant control, S/N N.A.

CRANE WORKS 2 T. X APPROX. 30' SPAN, underhung, single girder, Harrington 2 T. cap. unitized hoist and trolley, pendant control, S/N 9223 – These are mtd. to a common 300'L. crane and runway system. (*Note: The crane and runway system to be sold separately).

CRANE SPARE PARTS

HUGE ASSORTMENT OF REPAIR PARTS AND SPARES FOR CRANES LOCATED THROUGHOUT THE FACILITIES, Incl.: Motors, Blocks, Wire Rope, Contactors, Relays and Other Electrical Items.

MISCELLANEOUS MATERIAL HANDLING EQUIPMENT

4' X 10' HYDRAULIC LIFT TBL. w/independent pwr. supply, foot pedal control, approx. 5,000-lb. lift cap.; **FORGED C-CLAMPS; BAR CLAMPS; RENFROE PLATE DOGS** up to 2"; **CHAIN FALLS; COME-ALONGS; ERIEZ PERMANENT MAGNETIC LIFTERS; ENERPAC HYDRAULIC JACKS AND POWER SUPPLIES; LARGE QTY. PEDESTAL FANS AND FLOOR CIRCULARS; BRAIDED STEEL CRANE CABLE** up to 7/8" dia. on reels.

**LIVE AUCTION
DAY #1**

**WED., SEPT. 18:
LIVE AUCTION
STARTS AT
9:00 A.M.**



VIA-NOVA 11.5 T. PLATE HANDLING CRANE



VIEW OF MAGNETIC PLATE CRANES



DIESEL LOCOMOTIVE CRANES



CRANE AMERICA 7 T. SELF-PROPELLED GANTRY CRANE



5 T. DOUBLE LEG GANTRY



50 T. FLATBED RAIL CARS

LIVE AUCTION DAY #1

DOUBLE LEG GANTRY MAGNETIC PLATE CRANE

VIA-NOVA 11-1/2 T. X APPROX. 190' SPAN, cab control, 35' magnet bar plate handler w/pwr. rotation, approx. 111' dist. btwn. gantry frames, cab controlled, (MORE TO COME...)

MAGNETIC PLATE CRANES

AMERICAN (ACECO) 10 T. X APPROX. 73' SPAN, top running, double box girder construction, center drive, cab control, 42'L. electromagnetic plate handler w/pwr. rotation, S/N 2452.

VIA-NOVA 10 T. X 73' SPAN, top running, double box girder, construction, cab control, 42'L. magnetic beam, S/N N.A.

GANTRY CRANES

MOTIVATION 8,200-LB. X 46' SPAN SINGLE LEG, dual hook 3 T. cap. hoists on common trolley, 59'-6"L. linear rail length, 10' ht. under rail, pendant controlled.

MAGNEMAG 7-1/2 T. X 45' SPAN SINGLE LEG, approx. 8' ht. under rail, (2) 3-3/4 T. electric hoists mtd. to common trolley, S/N CCM2844-212637.

CUSTOM 5 T. X 20' SPAN DOUBLE LEG, 17' ht. under rail, gear motor gantry drive, Detroit 5 T. cap. unitized hoist and trolley, Patriot control, variable frequency drive.

SELF-PROPELLED GANTRY CRANE

CRANE AMERICAN SERVICES 7 T. X 14' SPAN, 168" max. width btwn. gantry, Cummins diesel generator, pendant control, Shaw Box unitized trolley and hoist, variable frequency drives, S/N 55675C.

LOCOMOTIVE CRANES

(9) AMERICAN MDL. 5030 DE DIESEL-ELECTRIC: (as new as 2005) 60,000-lb. rated cap., 60' lattice boom w/9' jib, block and ball arrangement, 56-1/2" rail gauge, traction motor drive, Cummins N-855 diesel engine, elevated temperature controlled cab.

CRANE #7, factory remanufactured in 2005, S/N CR-5268-1.

CRANE #5, factory remanufactured in 2007, S/N CR-5268-2.

CRANE #93, factory remanufactured 1993, S/N CR-5222.

CRANE #19, new 1981, S/N L-4297.

CRANE #18, new 1981, S/N L-4296.

CRANE #96, new 1980, factory remanufactured 1996, S/N L-4252.

CRANE #17, new 1980, S/N L-4272.

CRANE #961, new 1978 factory remanufactured 1996, S/N L-4199.

CRANE #962, new 1976 factory remanufactured 1996, S/N L-4113.

FLATBED RAILCARS

(23) STANDARD GAUGE 50 T. CAP., various lengths.



AUCTION

**LIVE AUCTION
DAY #2**

**THURSDAY, SEPTEMBER 19:
LIVE AUCTION STARTS AT 9:00 A.M.**

Combination Sealed Bid Sale and Live On-Site
Auction Sale at

INLAND MARINE EQUIPMENT LLC

1030 EAST MARKET STREET

JEFFERSONVILLE, INDIANA 47130

(See Directions on Back Page)



CUSTOM H-FRAME PRESS



METAL-PRO IRON WORKERS



TUBE SHARK TUBE BENDERS



CRESCENT WOOD BAND SAW

ANGLE BENDING ROLL

MONTGOMERY, approx. 8 x 8 x 1", hyd. drive, currently out of service.

DOUBLE CUT ANGLE SHEAR

WHITNEY 45 T. CAP. MDL. 609000, 10 HP self-contained hyd. unit, S/N 609-000-19226.

HEAVY DUTY H-FRAME HYDRAULIC PRESS

CUSTOM, adj. ht. cross head, Dake Mdl. 3A1 side mtd. ratchet style arbor press, Enerpac electric hyd. unit, 75 T. cap. pump head, skid mtd. for easy movement, approx. 40" dist. btwn. uprights.

SHOP PRESSES

FISHER ENGINEERING 25 T. CAP. H-FRAME, hand pump hyd. unit.

JET 15 T. CAP. MDL. HP15A, hand pump hyd. unit, adj. ht. bed, assorted accessories.

HYDRAULIC IRONWORKERS

METAL PRO MDL. 4500FS, 4" x 4" x 1/4" angle shear, 1/4" x 8" bar shear, 3/4" rod shear, 45 T. punch cap.

METAL PRO MDL. 4000, 3" x 3" x 1/4" angle shear., 1/4" x 6" bar shear, 3/4" rod shear, 40 T. punch cap., integrated self-contained hyd. unit, angle shear die, punch unit, assorted accessories.

HYDRAULIC TUBE BENDERS


(2) TUBE SHARK, 2 HP motor, self-contained hyd. units, breaks down for portable operation, various bending dies.

(2) METAL PRO MDL. MP9500, self-contained hyd. units, fabricated stand.

CUSTOM, hyd. rotary actuator, heavy fabricated steel base, large qty. of interchangeable bending dies.

SAWS


DAYTON 7" X 12" PORTABLE HORIZONTAL BANDSAW; **WILTON SWIVEL FRAME MITERING HORIZONTAL BANDSAW**, approx. 10" cap., 1" blade; **CRESCENT 36" WOOD CUTTING BANDSAW**.



CUSTOM HYDRAULIC TUBE BENDER



METAL PRO TUBE BENDERS



ASSORTED SMALL MACHINERY

LIVE AUCTION DAY #2

**THURSDAY, SEPTEMBER 19:
LIVE AUCTION STARTS AT 9:00 A.M.**

INSPECTION:
Monday, September 16
& Tuesday, September 17,
9:00 A.M. to 4:00 P.M.



INGERSOLL-RAND PORTABLE AIR COMPRESSOR



LINCOLN DC-655 WELDING MACHINES



LINCOLN DC-600 WELDING MACHINES

PORTABLE AIR COMPRESSOR

INGERSOLL-RAND MDL. XP375W0U7, new 2006, Doosan diesel engine, single axle, 392 H.O.M., S/N 372861UF0B12.

PORTABLE SANDBLAST UNITS

(2) SCHMIDT 500-LB. CAP., assorted sand hoppers.

AIRLESS PAINT EQUIPMENT

(17) GRACO KING AIRLESS PAINT PUMPS, 46.9 MPA max. fluid pressure, 6,800 PSI, 68:1 ratio, Part No. 249-276; **(5) GRACO AIRLESS PAINT PUMPS; COMPLETE AIRLESS PUMP REBUILD FACILITY INCL.:** Large Qty. of Airco King Airless Pumps – Both Newly Rebuilt and has Rebuilt Cores; Huge Qty. of Rebuilt Parts for Graco Airless Pumps.

WELDING MACHINES

(2) MILLER MDL. DIMENSION 652, 650 amps @ 44 v., 100% duty cycle.

LINCOLN MDL. DC650 PRO.

(11) LINCOLN MDL. DC655, new 2005, 650 amps @ 44 v., 100% duty cycle.

(48) LINCOLN MDL. DC600, new btwn. 2001 up to 2003, 600 amps @ 44 v., 100% duty cycle.

(28) LINCOLN MDL. CV400, new btwn. 1995 up to 2000, 400 amps @ 36 v., 100% duty cycle.

(36) LINCOLN MDL. DEALARC 250 AC/STICK WELDERS, new btwn. 2007 up to (3) units new in box, 250 amps @ 30 v., 30% duty cycle, 140 amps @ 26 v., 100% duty cycle.

**HUGE SCRAP
OPPORTUNITY!
DON'T MISS
THIS SALE!**



SAND BLAST POTS AND HOPPERS



LINCOLN CV-400 WELDING MACHINES



DOUBLE CUT ANGLE SHEAR



AIRLESS PAINT PUMPS



LINCOLN 250 ARC WELDERS

LIVE AUCTION DAY #2

**THURSDAY, SEPTEMBER 19:
LIVE AUCTION STARTS AT 9:00 A.M.**

INSPECTION:
Monday, September 16
& Tuesday, September 17,
9:00 A.M. to 4:00 P.M.



PORTABLE WELDER



SUITCASE WIRE FEEDERS



BUG-O WELD UNITS

PORTABLE WELDER

MILLER MDL. BIG BLUE 400D DC PORTABLE WELDING GENERATOR, 450 amps output, capable of Mig, Stick and Tig welding, single axle trailer mtd., 7,288 H.O.M.

WELDING WIRE & ROD

100'S OF BOXES OF ASSORTED MIG WELDING WIRE by Esab, Lincoln, Hobart, Techalloy, Ultracore and Selectarc in diameters from .045-1/16", .035-1/16" in 33-lb. spools, 1/8" in 1,500-lb. spools; **LINCOLN WELDING ROD; 1/4" JETWELD II WELDING ROD; 3/16" JETWELD II WELDING ROD; LINCOLN OUTERSHIELD 71M .052" dia. on 15-lb. aluminum spools; AIRCO WELDING RODS, 1/8" No. 308 and No. 309 alloys; ARCOS AND ARCA-IR COPPER COATED GOUGING CARBONS; SELECT ARC .045 7C-66 MIG WIRE** in 33-lb. spools; **LINCOLN MDL. NR-305-JB 5/64 SELF-SHIELDED CORE WIRE** in 25-lb. spools.

WELDING EQUIPMENT


LINCOLN MDL. MASTERLOAD 750 WELDING LOAD BANK; (3) ZIPLINE WELDING BOOMS w/Lincoln wire feed and platform base; **KOIKE TRACK BURNING MACHINE** w/extendable track; **(2) ACORN 5' X 7' WELDING PLATENS; WELDING LEADS; WELDING LEAD EXTENSION CABLES; APPROX. (70) SUITCASE WIRE FEEDERS** by Lincoln LN7-25, Lincoln LN-25 Pros and Lincoln LN-15; **ASSORTED MIG GUNS; GAS REGULATOR VALVES; WELDING HELMETS; REPLACEMENT SHIELDS; CUTTING TORCH REPLACEMENT PARTS; PLASMA ELECTRODES; HYPERTHERM PARTS; (2) ARC AIR GUNS AND EXTENSION CABLES; SUB-ARC WELDING FLUX** on skids; **GULLCO WELDING TRACTORS AND TRACK; KOIKE GO-FER TRACK TORCHES; WELD ENGINEERING FLUX HEATERS; ASSORTED WELDING ROD OVENS; ASSORTED RETRACTABLE FUME EXTRACTION HOSE; (100's) OF CUTTING TORCHES; ROSEBUD HEATERS.**



ASSORTED WELDING WIRE



WELDING LEADS



WELDING BOOMS



**LINCOLN AND
HYPERTHERM
REPLACEMENT PARTS**



NEW WELD GUNS




**CUTTING TORCHES AND
ROSEBUD TORCHES**



ASSORTED MOTORS



AIR FILTERS



ASSORTED FASTENERS

LIVE AUCTION DAY #2

INSPECTION:

Monday,
September 16
& Tuesday,
September 17,
9:00 A.M. to
4:00 P.M.

MRO ITEMS

LARGE QTY. OF STAINLESS STEEL PIPE FITTINGS for barges (to be sold as a lot); **ASSORTED REPAIR PARTS AND MRO PARTS** for entire barge yard; **THOUSANDS OF FASTENERS AND RELATED ITEMS IN SORTED BINS**; **HUGE ASSORTMENT OF AIR FILTERS, ELECTRICAL REPAIR ITEMS; CRANE BUSS BAR.**

TEST EQUIPMENT

(4) 3M QUEST TEMP 46 THERMAL ENVIRONMENTAL MONITORS; HONEYWELL PHD6 ELECTRIC TEST METERS; AMP PROBE VOLTAGE TESTERS; EICOMETER VOLTAGE TESTERS; ANNE TEMPERATURE ANALYZER; NIKON MDL. NPL352 LASER TRANSIT; (2) G.E. INSPECTION TECHNOLOGY USN58L THICKNESS GAUGE; G.E. INSPECTION TECHNOLOGY PHASER XS THICKNESS GAUGE; X-RAY FILM READERS.



MRO PARTS



STAINLESS STEEL FITTINGS



POWER TOOLS



PNEUMATIC AND ELECTRIC POWER TOOLS

ASSORTED POWER TOOLS

INCLUDING: GREENLEE CABINET KNOCK-OUT SET; MAGNETIC BASE DRILLS; GRINDERS; TORQUE WRENCHES; CHAIN SAWS; NIBBLERS; PORT-A-BANDS; PNEUMATIC RIGHT ANGLE GRINDERS; PNEUMATIC IMPACT WRENCHES; STRAIGHT SHAFT GRINDERS; NEEDLE SCALERS; PNEUMATIC CHISELS; 4" AND 6" ELECTRIC RIGHT ANGLE GRINDERS; NIBBLERS; RECIPROCATING AND CIRCULAR SAWS; 3/4" ELECTRIC HAND DRILLS; (4) MILWAUKEE MAGNETIC BASE H.D. DRILLS; PNEUMATIC JACK HAMMER; 4" AND 6" RIGHT ANGLE GRINDERS; ABRASIVE CUT-OFF SAWS; PORT-A-BANDS; (10) RIDGID TRISTAND PIPE VISES; ADJUSTABLE TORQUE WRENCHES; LARGE CAPACITY HYDRAULIC GEAR PULLER SELF-CONTAINED HYDRAULIC UNIT, ENERPAC 50 T. JACK, ROLLER STAND.



POWER TOOLS



DRILL PRESSES



HYDRAULIC GEAR PULLER

THURSDAY, SEPTEMBER 19



CUMMINS DIESEL GENERATOR



SMALL GENERATORS

GENERATORS

CUMMINS MDL. GGHG-5757919, diesel pwr., 57 rated kW, single phase, 85 kW 3-phase, rated KVA 57—single phase and 106.2—3-phase, outdoor enclosure, stand-by operation switch gear, S/N D06091388.

(4) ONAN COMMERCIAL QD, Cummins diesel pwr., single phase, 5 kW, 3,600 RPM.

KOHLER MDL. 30RYG, G.M. Vortex, 1.6L gasoline pwr. engine.

ELECTRICAL EQUIPMENT

LARGE QTY. OF OUTDOOR ELECTRIC PORTABLE SUB-STATIONS, w/disconnect boxes and assorted transformers; **(5) EXPLOSION PROOF ELECTRICAL SUB-STATIONS**, w/disconnect boxes and assorted stands; **THREADED AND PLAIN CONDUIT** up to 3" dia.; **(4) U.S. MOTORS 40 HP VERTICAL PUMP MOTORS**; **ASSORTED DRY TYPE TRANSFORMERS**; **(2) SIEMENS TYPE SB3 REVISION A DISCONNECT SWITCHES**, new 2008 and unused, 800 amps, 600 v., SO No. 300157147-000100-01.



ASSORTED POWER STATIONS



PRESSURE WASHERS



EXPLOSION-PROOF
POWER STATIONS



VERTICAL PUMP MOTORS



NEW SWITCH GEAR

LIVE AUCTION DAY #2

MISCELLANEOUS POWER EQUIPMENT

TITAN MDL. 5500 HIGH PERFORMANCE PRESSURE WASHER, diesel pwr.; **(2) HONDA PRESSURE WASHER**, gasoline/diesel pwr.; **ALKOTA MDL. 435X4 MOBILE**, electric pwr.; **(2) RIDGID MDL. 535 PIPE THREADERS**, fabricated stand, w/large qty. of interchangeable die heads; **(6) HONDA TRASH PUMPS** w/hose and accessories.

SHOP EQUIPMENT

(5) PORT-A-COOL MDL. PAC2K361S 36" SINGLE SPEED PORTABLE EVAPORATIVE COOLERS; **ASSORTED STEP LADDERS AND EXTENSION LADDERS** by Louisville and Rock River from 8' step ladders up to 30' extension ladders; **APPROX. (30) ALUMINUM PICNIC TBLS.**; **(55) FORMICA FOLDING PICNIC TBLS.**; **AIR CIRCULATORS AND AIR BLOWERS**; **INFRARED HEATERS**; **TORNADO FLUX VACUUM HEADS**.



PORTABLE
TRASH PUMPS



ASSORTED LADDERS

ALUMINUM LADDERS
AND GANGWAYS



36" PORT-A-COOL UNITS





INTERNATIONAL DAY CAB TRACTOR



CATERPILLAR 8,000-LB. CAP. FORKLIFT



INTERNATIONAL FUEL TRUCK



ASSORTED YARD TRAILERS



INTERNATIONAL FLAT BED TRUCK



YARD PICKUP TRUCKS



**CROWN
STAND-UP
FORKLIFT**



**MAN-RATED
BASKETS**

**LIVE
AUCTION
DAY #2**

**THURSDAY,
SEPTEMBER 19:
LIVE AUCTION
STARTS AT 9:00 A.M.**

ROLLING STOCK

INTERNATIONAL TRACTOR, single axle, day cab.

INTERNATIONAL FLATBED TRUCK.

INTERNATIONAL FUEL TRUCK.

(6) CHEVROLET AND DODGE RAM 1/4 T. CAP. YARD PICKUP TRUCKS, (sold for parts – no titles).

(7) 45'L. AND 48'L. YARD FLATBED TRAILERS, tandem axle (yard use only – no titles).

FORKLIFT

CATERPILLAR 8,000-LB. CAP. MDL. DP40K1, diesel pwr'd., 72" forks, side shift, fully enclosed cab, S/N AT19C02033.

ELECTRIC FORKLIFTS

CROWN 3,000-LB. CAP. STAND-UP, 190" max. lift, 36 v., side shift, 2,621 H.O.M., S/N 1A167335.

CROWN 3,300-LB. CAP. 3000 SERIES STAND-UP, 36 v., 208" max. lift, side shift, S/N 1A208361.

CROWN 2,600-LB. CAP. WB SERIES WALK-BEHIND, 130" max lift, 36 v., S/N 6A200657.

CROWN 2,500-LB. CAP. STAND-UP, 190" max. lift, 36 v., S/N 1A196919.

MAN-RATED WORK BASKETS

LIFTING TECHNOLOGIES MDL. SEC2-600, new 2015, 2-person basket.

LIFTING TECHNOLOGIES MDL. SEC01-300, new 2011, 300-lb. rated load cap., 1-person basket.

(2) LIFTING TECHNOLOGIES MDL. REC4-1200SO, 4-person baskets.

LIFTING TECHNOLOGIES MDL. REC4-20050, 2,000-lb. rated load cap., 4-person basket.

LIFTING TECHNOLOGIES MDL. SEC2-600, 2-person basket.



10 T. SHAW BOX BRIDGE CRANE

CRANES

SHAW BOX 10 T. X APPROX. 50' SPAN, top running, double box girder construction, approx. 25' ht. under hook, radio control, S/N N.A.

SHAW BOX 10 T. X APPROX. 22' SPAN, top running, single girder, pendant control, double end drive.

CUSTOM 1-1/2 T. CAP. X 28' SPAN, underhung, CM hoist w/pwr. trolley, pwr. bridge motion, pendant control, approx. 220' linear rail.

PORTABLE GANTRY CRANE

WALLACE PRODUCTS 3 T. CAP. POWER ROLLING GANTRY, approx. 20' dist. btwn. uprights, 12' ht. under hook.

WAGON CRANE

AMERICAN 60 T. CAP., 3-axle, Crane Carrier Maxi under carriage, 60' boom, 20' jib, block and ball arrangement.

PORTABLE JIB CRANES

GORBEL 1/2 T. X APPROX. 10' REACH, 8' ht. under hook, electric chain hoist, concrete filled portable base.

WALL MOUNTED JIB CRANE

CONTRX 1 T. X 18' REACH.

LIFT EQUIPMENT

JLG 500-LB. X 60' REACH MDL. 600AJ SELF-PROPELLED BOOM LIFT, articulating basket, 1,328 H.O.M., S/N Q300130102.

(10) JLG 30' SELF-PROPELLED SCISSOR LIFTS.

JLG 30' PLATFORM LIFT.

ROTARY LIFT 12,000-LB. CAP. MDL. SP012N310 AIR OPERATED SHOP LIFT, S/N AKE01J0021.

SPREADER BARS

(2) BUSHMAN 30 T. X 30'L. MDL. 420, (1) new 1999; **BUSHMAN 25 T. X 30'L.**; **CRANE AMERICA 25 T. X 15'L.** w/multiple attachment points; **LETELLIER 18 T. X 12'L.**; **CRANE AMERICA 12 T. X 18'L.** w/multiple attachment points; **(3) CALDWELL 10 T. X 25'L.**; **UNKNOWN MFG. 6 T. X 25'L.** w/multiple hook attachment points; **MAZELLA 5 T. X 20'L.**; **CALDWELL 5 T. X 6'L.**; **(2) CALDWELL 2 T. X 15'L.**; **CALDWELL 2 T. X 7'L.**; **LETELLIER 1,000 LB. X 18'L.**, new 2005.

BACKHOE

JCB MDL. 214 SERIES 3, diesel pwr'd., fully enclosed cab, 19.5L-24 rough terrain rear tires, 6,261 H.O.M., S/N 0482725.

BARGE TRANSPORT BUGGIES

(50) APPROX. 150 T. CAP., 55"W. x 90"L., pneu. lift, wood deck.



60' JLG BOOM LIFT



SCISSOR LIFTS



ROTARY LIFT SHOP LIFT



AMERICAN
60 T.
WAGON
CRANE

JCB
BACKHOE



INSPECTION:

Monday,
September 16
& Tuesday,
September 17,
9:00 A.M. to
4:00 P.M.

**LIVE AUCTION
DAY #2**

**THURSDAY, SEPTEMBER 19:
LIVE AUCTION STARTS AT 9:00 A.M.**

**On-Site Bidding in
Jeffersonville,
Indiana or Bid Via
Webcast at**

BidSpotter.com



WALL-MOUNTED JIB CRANE



BARREL STORAGE UNITS

MISCELLANEOUS MATERIAL HANDLING EQUIPMENT

DOG STYLE PLATE CLAMPS; RENFRO PLATE GRABS; ROLLING STAIRCASES; 2-WHEEL DOLLIES; FALL PROTECTION EQUIPMENT; ASSORTED OF JOBOX PORTABLE TOOLBOXES; ASSORTED ENERPAC ELECTRIC POWERED ZU4 HYDRAULIC POWER SUPPLIES AND BOTTLE JACKS; (5) ELECTRIC GOLF CARTS; CONEX 10' X 10' STORAGE CONTAINERS; (48) TUBULAR CONSTRUCTION HEAVY DUTY PYRAMID STANDS; ASSORTED ELECTRIC MOTORS (new and rebuilt) up to 100 HP; ASSORTED OAK TIMBER CRAWLER CRANE MAT, 10'W., in 20' sections; RIGGING WIRE ROPE SLINGS; CHAIN SLINGS; 20'L. X 12' X 12' HEAVY OAK TIMBERS (unused); ASSORTED SHORTER OAK TIMBERS up to 18' x 18' cross section; ALUMINUM LADDERS; STANDS; DECK BOARDS; PLATFORMS; SCAFFOLDING; WALK BOARDS; GANG WAYS; APPROX. (50) JUST-RITE POLYBLEND DRUM SHEDS, 2-drum cap.; LARGE QTY. OF FABRICATED STEEL SCRAP AND TRASH CONTAINERS, hopper front, w/crane lugs and forklift entry; LARGE QTY. OF FABRICATED STEEL STORAGE RACKS, 8" dia. x 48" ht. rd. bollards w/I-beam base; (3) 20' CONEX SHIPPING CONTAINERS.



PLATE CLAMPS



PORTABLE HYDRAULIC UNITS



ROLLER DRAWER TOOL CABINETS



ASSORTED SPREADER BARS



ENERPAC HYDRAULIC JACKS



6-PERSON GOLF CART



FABRICATED TRASH HOPPERS



150 T. BARGE BUGGIES



LARGE TIMBERS



3-DAY SALE EVENT

HUGE SHIPYARD CLOSED –COMPLETE LIQUIDATION OVER 90 YEAR ACCUMULATION OF SHIPYARD MACHINERY EQUIPMENT, MATERIAL HANDLING & SPARE PARTS

FEATURING: 1,200 T. x 40' Pacific Tandem Hydraulic Press Brake, 12' x 1-1/4" Bertsch Initial Pinch Plate Roll, 10' x 5/8" Pacific Hydraulic Shear, 26'W. x 80'L. Esab/Hypertherm CNC Plasma Cutting Machine, 3-Plasma Heads, Upgraded Controls & Power Supplies, (2) 26' x 40" Dwindraft Cutting Tables w/Farr Collectors, Koike 16'W. x 40'L. CNC Plasma Cutting Machine, 2006, 2-Heads, (2) Complete Plate Blasting & Painting Facilities, Via-Nova "Captivator" Plate Handling Systems & "Rollocator" Motive Plate Car, (44) Acorn Welding Tables, Traveling Gantry Plate Handling Crane, Wide Array of Overhead Bridge Cranes Complete Machine Shop Facilities, Incl. Lathes, Milling Machines, Radial Arm Drills, Shaft & Propeller Repair Equipment, Cutting Tools, Shop Accessories & More, Huge Assortment of Material Handling Equipment, Repair Parts, Shop & Warehouse Equipment, High Quality Office Furnishings, & Much, Much More!

Combination Sealed Bid Sale and Live On-Site
Auction Sale at

**INLAND MARINE
EQUIPMENT LLC**
1030 EAST MARKET STREET
JEFFERSONVILLE, INDIANA 47130

(See Directions on Back Page)

**DAY 1: TUESDAY, SEPTEMBER 17:
SEALED BID OPENING AT 3:00 P.M.**

**DAY 2: WEDNESDAY, SEPTEMBER 18:
LIVE AUCTION STARTS AT 9:00 A.M.**

**DAY 3: THURSDAY, SEPTEMBER 19:
LIVE AUCTION STARTS AT 9:00 A.M.**

GO TO OUR WEBSITE CALENDAR AT WWW.PMI-AUCTION.COM FOR THE LINK TO THE BIDSPOTTER CATALOG.

DIRECTIONS & LODGING

FROM LOUISVILLE INTERNATIONAL AIRPORT: Take I-264 East to I-65 North. Continue North on I-65 for 8 miles. Take Exit 0 immediately after crossing the Ohio River. Turn Right on W Court Ave. then an immediate right on Mulberry St. Continue and turn left on Market St. After 1/4 mile look for auction signs on your right.

FAIRFIELD INN & SUITES by MARRIOTT LOUISVILLE NORTH
619 N Shore Drive, Jeffersonville, Indiana 47130
(812) 280-8220

HAWTHORN SUITES by WYNDHAM JEFFERSONVILLE
703 N Shore Drive, Jeffersonville, Indiana 47130
(812) 590-8654

TOWNE PLACE SUITES LOUISVILLE NORTH
301 W Maple Street, Jeffersonville, Indiana 47130
(812) 914-4100

UNABLE TO ATTEND?

Bid on-line in real time at **BidSpotter.com**
TO PARTICIPATE YOU MUST:

1. Register at www.BidSpotter.com. Use the link to BidSpotter on PMI's website calendar. **DO IT NOW.**
2. Either send wire transfer, or, overnight delivery service a cashier's check deposit in the amount of \$3,000 (U.S. Bidders) or \$10,000 (Foreign Bidders) to:
Plant & Machinery Inc.
1304 Langham Creek Drive, Suite 454, Houston, TX 77084
Wire transfer instructions can be found at pmi-auction.com
You must be registered and have your deposit in the hands of Plant & Machinery, Inc. at least 24 hours prior to the start of the auction. Failure to register and/or failure to send your deposit to Plant & Machinery, Inc. may disqualify you from bidding. **DON'T WAIT.**
If you need assistance, don't hesitate to call (713) 691-4401.
ALL WEBCAST BIDS ARE SUBJECT TO AN 18% BUYER'S PREMIUM.

FINANCE YOUR AUCTION PURCHASE

Conserve Your Cash & Increase
Your Bidding Power

**AuctionLea\$e Provides
M&E Financing**

**With Approvals
from \$5,000
to \$999,000**

(800) 438-1470

Apply Online:
www.AuctionLease.com

PARTIAL AUCTION TERMS & CONDITIONS – SEE BID PACKET FOR SEALED BIDS TERMS & CONDITIONS

All visitors must sign a release of liability form prior to admittance.

A 15% Buyer's Premium Will Apply On-site.

An 18% Buyer's Premium Will Apply to Webcast Bids. See Above Rules for Participation.

Everything will be sold to the highest bidder or bidders for cash in accordance with the auctioneer's Customary Terms of Sale, copies of which will be posted on the premises.

ALL PAYMENTS MUST BE MADE BY CASH, CASHIER'S CHECK, WIRE TRANSFER OR COMPANY CHECK WITH BANK LETTER GUARANTEEING PAYMENT TO PLANT & MACHINERY INC.

Here is an example of what your letter should be: *Mr. "Customer Name" is a customer of this bank. This bank will guarantee unqualified payment to PMI on the account listed herein up to the amount of \$_____. This letter is good until October 21, 2019.*

In default of payment of bills in full within the time therein specified, the Auctioneer in addition to all other remedies allowed by law, may retain all monies received as deposit or otherwise, as liquidated damages. All items must be removed by the time announced at the start of the sale.

Lots not paid for and/or removed within the time allowed may be resold at public or private sale without further notice, and any deficiency, together with all expenses and charge of resale, will be charged to the defaulting purchaser.

The buyer acknowledges that he or an agent has inspected all of the assets upon which he will be bidding and/or does purchase.

Buyer agrees to accept assets purchased **"AS IS," WITH "ALL FAULTS" AND "WITH REMOVAL AT BUYER'S RISK AND EXPENSE."** THE AUCTIONEER EXPRESSLY DISCLAIMS ON THE PART OF THE AUCTIONEER AS AGENT AND THE SELLER, ANY WARRANTY AS TO FITNESS OR

USABILITY OF ALL THE ASSETS, AND THE BUYER EXPRESSLY WAIVES ANY CLAIM IN RESPECT TO ANY POSSIBLE FUTURE USE OF ANY ASSET PURCHASED FOR ANY PURPOSE WHATSOEVER.

The buyer does hereby assume and does agree to indemnify and hold the auctioneer harmless from any future claim which shall pertain to the fitness or use of that asset as being purchased. Riggers, movers, electricians and buyers performing work at the Auction Site must provide PMI with evidence of insurance. The insurance coverage must be at a level acceptable to PMI and to the seller. PMI reserves the right to withdraw items, alter the order of the sale, accept bids from the seller, and group lots as it may deem appropriate. This auction may include consignment items.

Although all information has been obtained from sources deemed reliable, the auctioneer and seller make no warranty or guarantee, expressed or implied, as to the accuracy of the information herein contained, or contained in our catalog. It is for this reason that buyers should avail themselves of the opportunity to make inspection prior to the auction. Although it is not likely, auction sales are subject to cancellation or postponement. Kindly contact auctioneer prior to attendance.

These terms and conditions may be modified or supplemented by language in the catalog available at the sale site or by announcement at the start of the sale. Bidders should be attentive to those announcements and to the catalog language.

See Bid Packet for Sealed Bid Terms and Conditions.